YourAirliner

Pilot manual

Flying for a YourAirliner company: from your account to the analysis of every flight.

November 2026

Experimental beta. YourAirliner is being tested: there may be bugs, unannounced changes and data resets. The screenshots show a demo company (Demo Air), and the economic figures are estimates, not real accounting.

Contents

1. What YourAirliner is 2
2. What you need 2
3. Getting started 2
4. Getting a flight 4
5. Dispatching in SimBrief 6
6. Flying 7
7. After the flight 8
8. Free flights and the live map 10
9. Troubleshooting 11

1. What YourAirliner is

YourAirliner tracks your flights in X-Plane 12 and Microsoft Flight Simulator 2020 and 2024 and measures them the way an airline would: times, fuel against the plan, approach, landing, comfort and economics. You fly a company's schedules with the aircraft in its fleet; the company decides the passengers and the cargo, and you dispatch in SimBrief and fly.

The split is simple: the plugin (or the MSFS app) **only measures**. It writes nothing to the simulator and does not help you fly. The server works out the indicators and the economics and checks that the flight is plausible. There are no ranks, points or experience: every flight is judged by how it was operated.

This manual is for pilots who want to fly for an existing company. To create or manage one, see the *Manager manual*.

2. What you need

- **A pilot account** on yourairliner.com, with a verified email address.
- **A simulator:** X-Plane 12 with XPPython3 installed (the plugin is written in Python and does not load without XPPython3), or MSFS 2020 or 2024.
- **A SimBrief account.** It is required: every flight is dispatched with a SimBrief OFP.
- **An airliner.** The most popular ones are read through their own data and the rest through the simulator's standard data. The list is on the «Aircraft» page of the website.

3. Getting started

Create your account

On the home page, «Create a pilot account». You will get an email to verify your address: without a verified email you cannot receive the installer or recover your password.

Join a company

Open the menu under your name, top right, and click «Join a company». Public companies are listed by continent, and «See fleet and routes» shows their fleet, bases and network before you ask for anything.

- «Request to join» sends your request to the company's managers, who decide. A company without a manager shows «Join» instead, and you are in straight away.
- A private company is not listed: you join it with the invitation link its manager sends you.
- You can be in only one public company at a time; private companies and your own do not count. After joining a network company you must wait 7 days before joining another, and you can have only one pending request.

If you are in several companies, the **Pilot** button in the header is a drop-down with all of them: the one you choose is the company you work for, and the Dashboard, Open flights, the Roster, your flights, Statistics and Live are about it until you choose another. The rotation in progress is always shown, whatever company it belongs to.

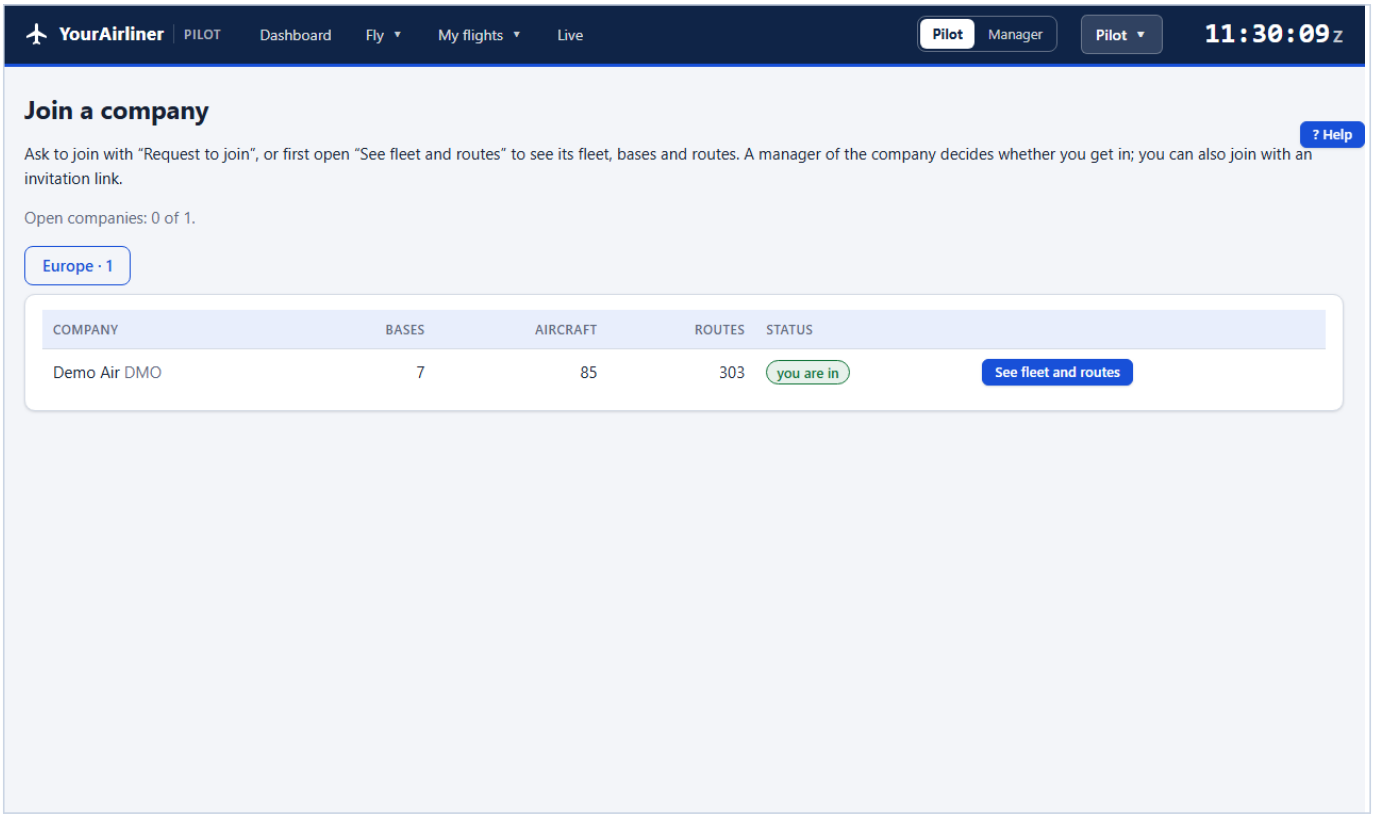

Join a company: the public companies, with their size and your status in each.

Settings

In the menu under your name, «Settings». Before your first flight, sort out three things:

- **Your aircraft:** tick the types you have in the simulator. You are only offered flights with them.
- **SimBrief:** your numeric SimBrief ID. Without it, the plugin cannot download the OFP of your orders.
- **Email:** you get a summary after each flight; you can turn it off.

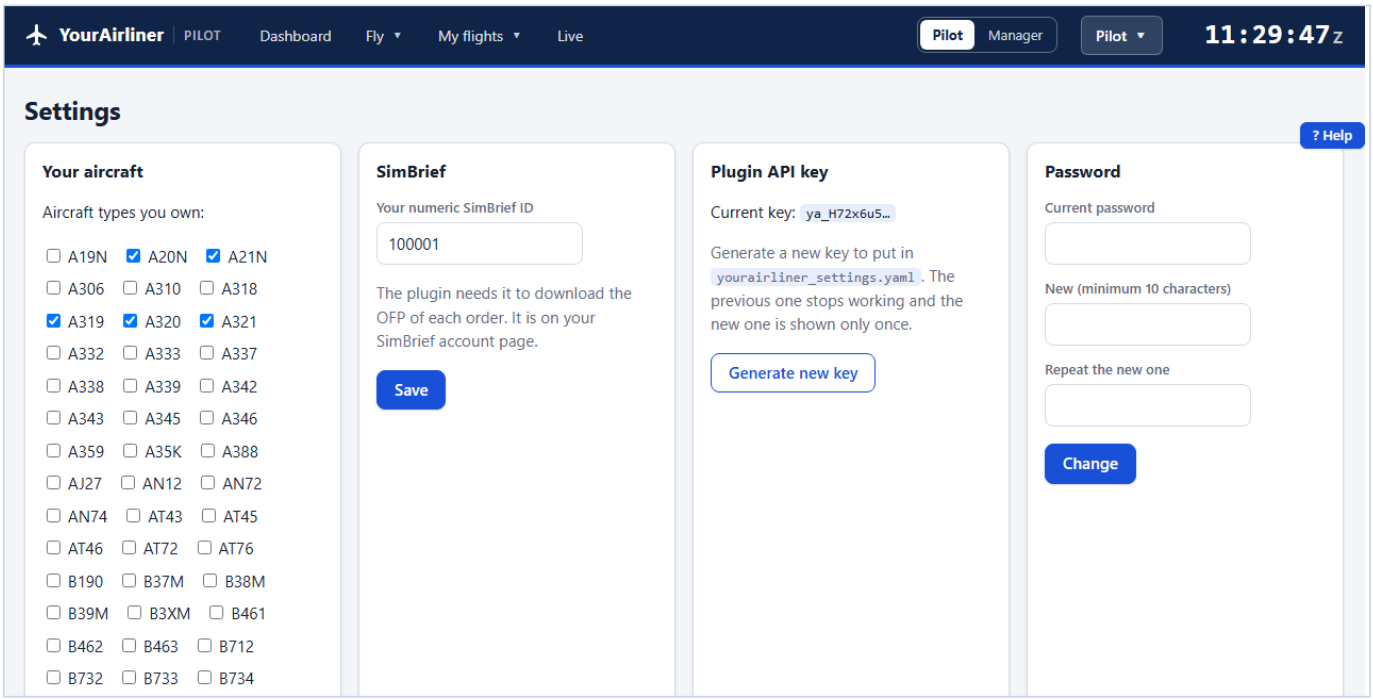

Settings: your aircraft, SimBrief, the installer, the API key and your companies.

Install the plugin

In Settings, request the installer with the button for your simulator, X-Plane 12 or MSFS. You get an email with a single-use link to a .zip that contains the installer and your configuration.

- **X-Plane 12:** unzip it and open YourAirlinerConfigurador.exe. It finds your X-Plane installation by itself and copies the plugin, with your settings, to Resources/plugins/PythonPlugins. If it cannot find XPPython3 it warns you: install it before flying.
- **MSFS:** the .zip contains YourAirlinerMSFS.exe with your settings next to it. Open it with the simulator running and click «Connect».
- Each simulator has its own API key. If you generate a new key in Settings, the old one stops working and you need to request the installer again.
- The plugin updates itself: it downloads the new version while you are parked at the gate and installs it when you close the simulator.

4. Getting a flight

Your **hub** is the company base you fly from. Your first accepted hop sets it, and a free «Hub jump» changes it when you have no pending rotations. There are three ways to get work:

Where	What it is	Who it suits
Dashboard: «Request a hop»	A round trip from your hub with a free aircraft of your types. You can narrow the times; «Accept the hop» books it and «Another proposal» asks for a different one.	Pilots who fly when they can.
Fly → Open flights	The schedules for the next 48 hours, from every base, that nobody has taken. «Take» books it and, if it leaves from another base, moves your hub.	Pilots who want a specific time.
Fly → Schedule	A list of round trips to fly within 14 days, each at its set time on any day you like. You choose how many, how long, the bases and the types.	Pilots who fly regularly.

- You can have only one active rotation. An accepted hop expires after the number of days the company sets (7 unless it changes it); until then you can cancel it.
- A booking you do not start on its day, or a round trip in your Schedule that you do not fly in time, is released and recorded as not flown, with no marks or penalties.
- In some companies, what no pilot takes is operated by the company itself (AI-operated flights) and is no longer offered that day. In your Schedule you can still fly it, but only with the passengers that are left.
- **Ferry flights:** they take an empty aircraft to the base that needs it, with no passengers or cargo.
- **Charter:** Open flights also lists jobs from operators at a fixed price, for passengers (round trip) or cargo (one way: the freighter stays at the destination).

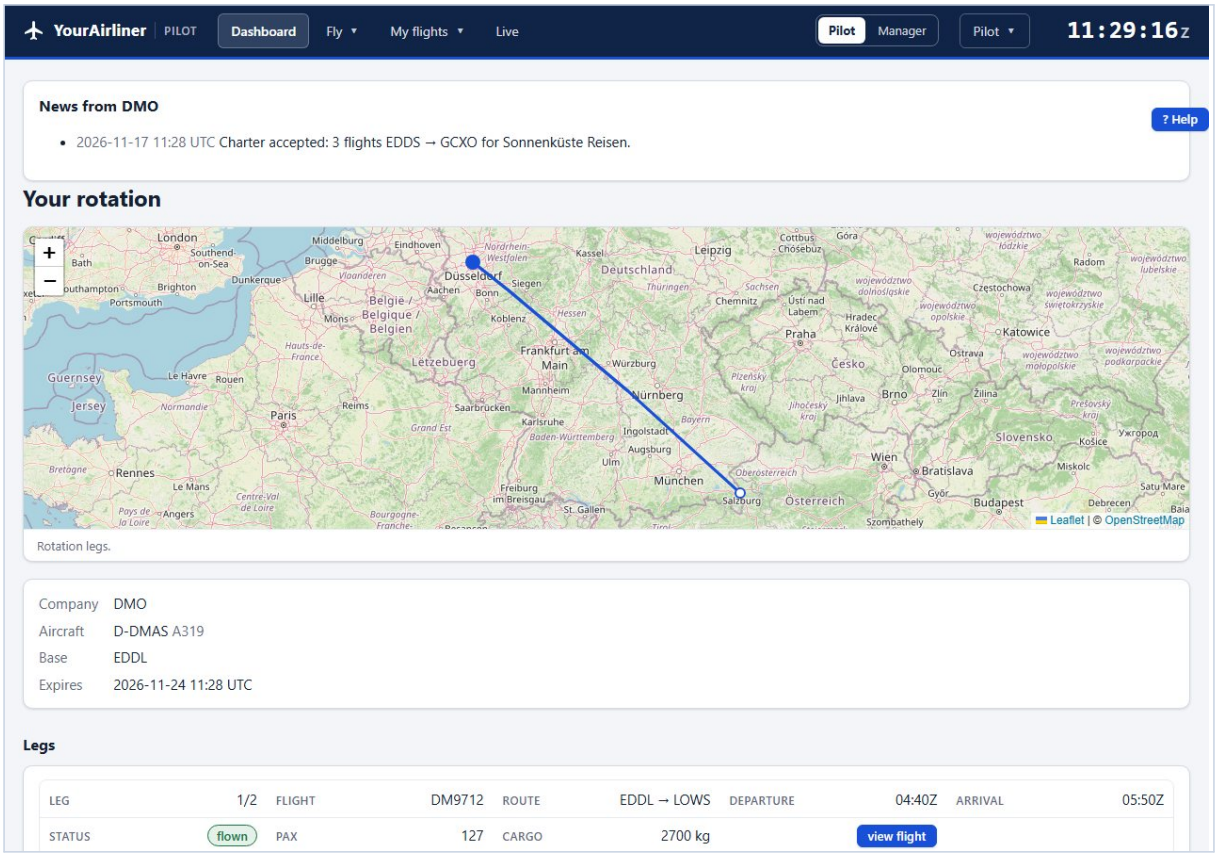

The Dashboard: your current rotation and how to request the next one.

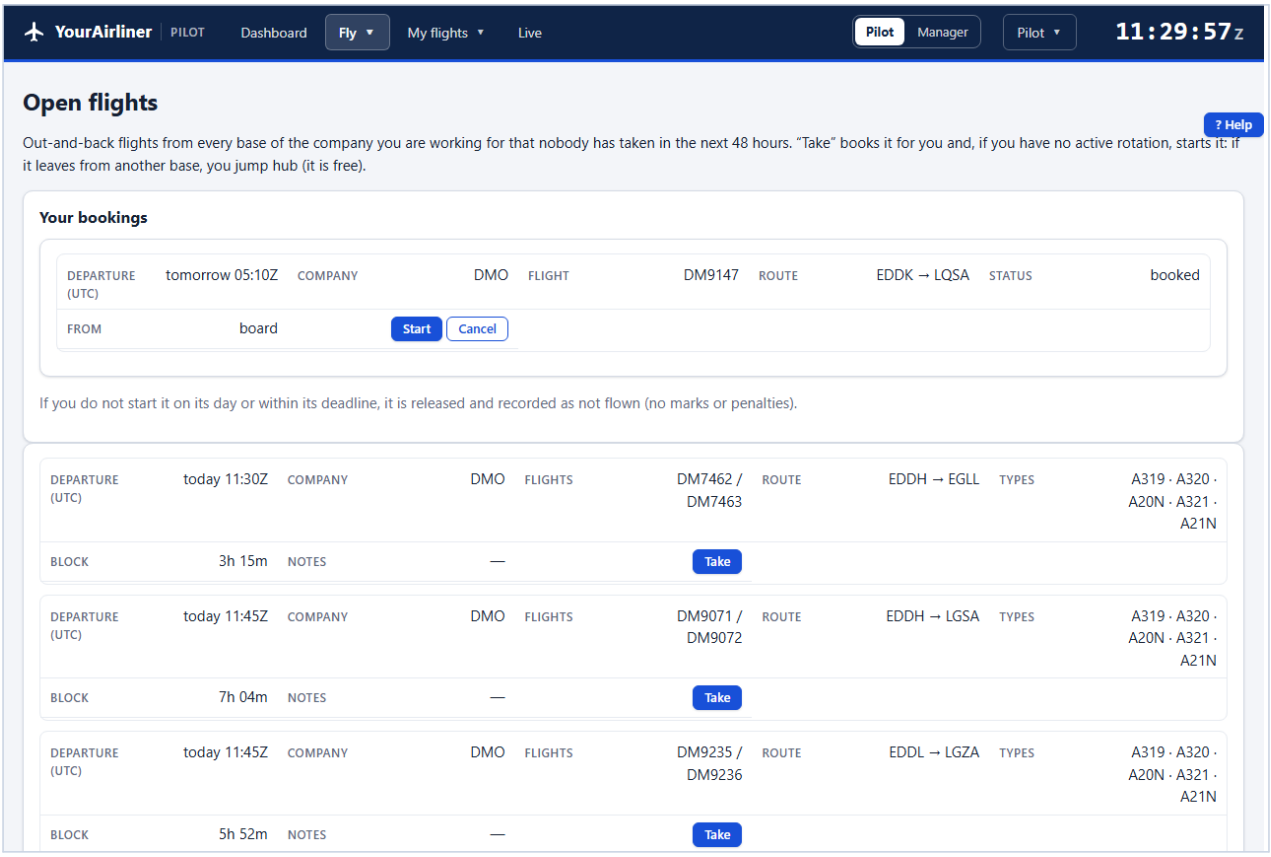

Open flights: your bookings at the top and the free schedules for the next 48 hours.

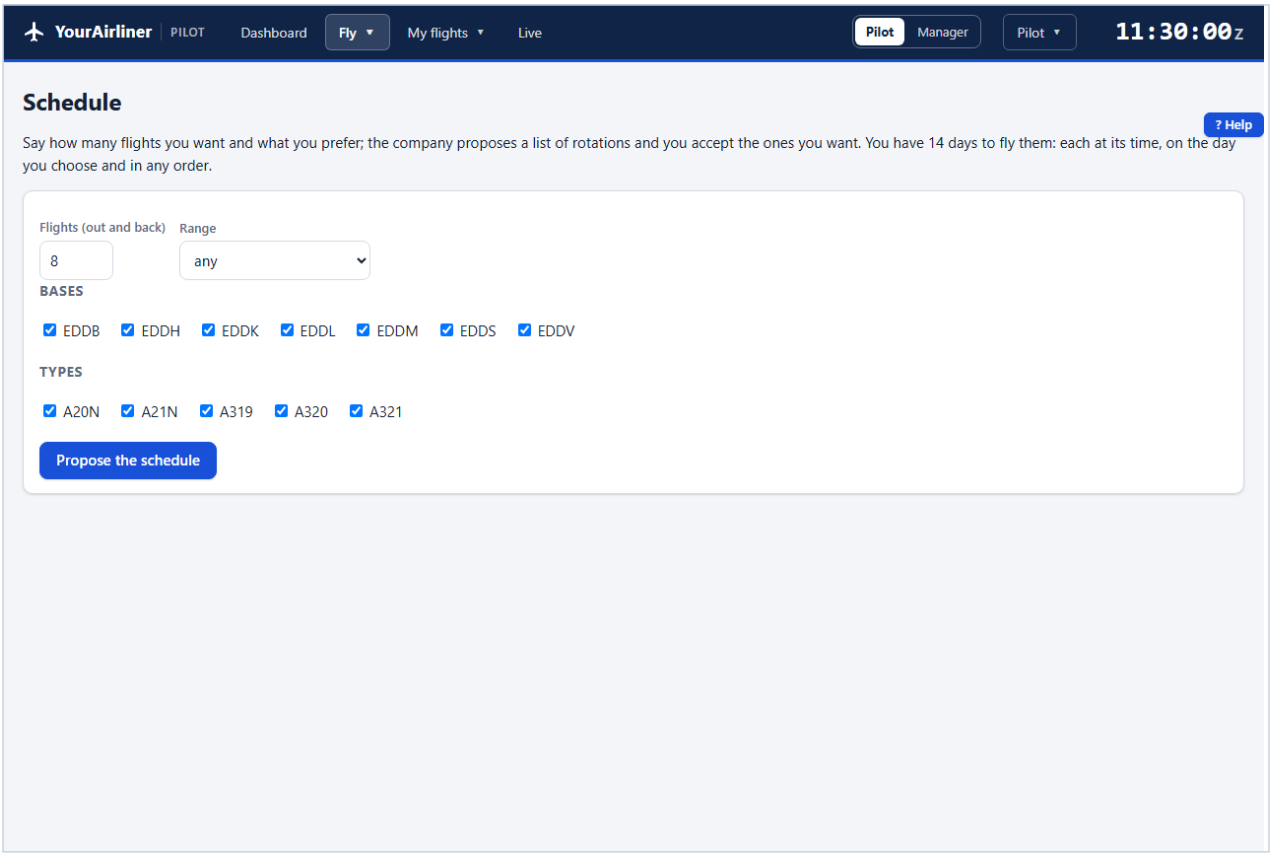

Schedule: a list of flights to fly within 14 days.

5. Dispatching in SimBrief

Once the rotation is accepted, «Dispatch» prepares the order for the next leg. The order sets the flight number, the aircraft (with its registration), the times, the passengers and the cargo: **the company decides them**, not the pilot.

- Before dispatching you can lower the cargo: the field shows the maximum, what fits in the aircraft and what is available on the route. If you leave it alone, you carry the maximum.
- «Open SimBrief with this order» opens SimBrief with everything filled in. Generate the OFP there without changing the passengers or the cargo: if you change them, the server flags it.
- The order carries an identifier (static_id). The plugin downloads the OFP with that identifier, not the last one you generated.
- The return leg can be dispatched once the outbound leg has been flown.

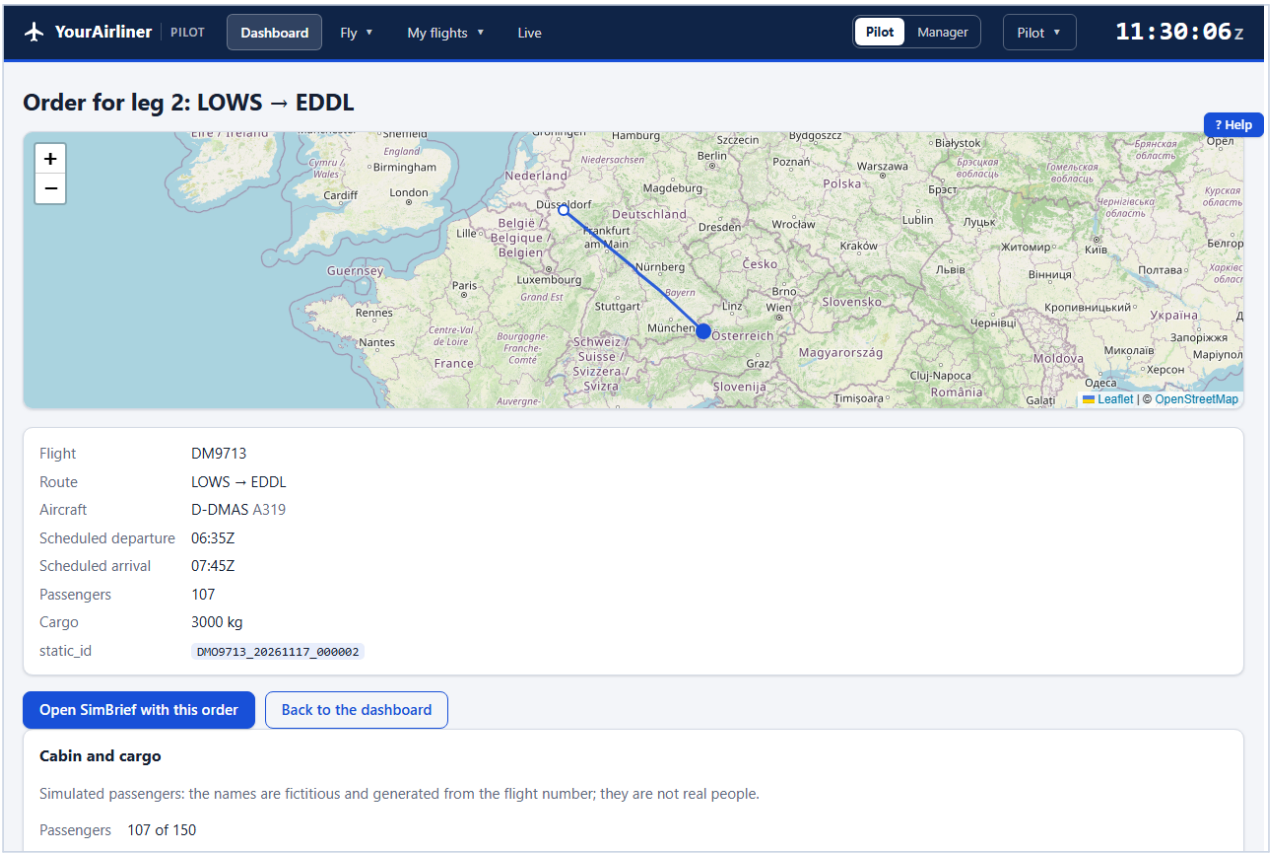

A leg's order, with the link to SimBrief.

6. Flying

- Load the order's aircraft in the simulator at the departure airport. In X-Plane, the Plugins → YourAirliner → Panel menu shows the company leg and the flight status, and warns you if the registration or the aircraft are not the ones in the order.
- **Leave the gate at the planned airport.** If you leave from another one, the flight is not reported: no report and no live position.
- **Fly at any time you like.** You do not have to leave at the scheduled time: punctuality is measured as block time against the scheduled block.
- **Pauses are allowed and do not count.** Speeding up the simulator or changing its time during the flight is flagged.
- The flight ends when you **shut down the engines at the gate**. The report is then saved on your PC and uploaded automatically, with retries if there is no connection.
- If the simulator closes mid-flight, what there was is uploaded as an interrupted flight and the leg can be flown again.
- During the flight, the plugin sends your position every 30 seconds to the company's live map; you can turn this off in its settings.

What is measured

Measure	What it is
Times	Off-block, take-off, touchdown and on-block; time in each phase and block time against the schedule.
Fuel	Fuel used against the OFP.
Approach	A snapshot at 1,000 and 500 ft: speed, sink rate, flaps and gear (stabilised approach).
Landing	Sink rate at first touchdown, g and bounces.

Measure	What it is
Comfort	Accelerations, bank and cabin pressure changes, phase by phase, and on the ground the taxi speed (30 kt limit) and how sharp the turns are.
Vertical profile	Climb, cruise, step climbs and descent against the plan, and speed below FL100.
Vertical speed	Descending faster than 1,000 ft/min below 1,000 ft, exceeding 1,500 ft/min in the last 1,000 ft before levelling off, entering the GPWS «SINK RATE» and «PULL UP» envelopes, and climbing or descending too fast elsewhere. It reduces satisfaction and appears as a verdict in the summary.
Cabin service	Continuous time with the seat belt sign off in cruise: it decides whether there is time for service.
Safety	Events as in a flight data monitoring programme: exceeding the maximum speed or the g limit, stall warning, TCAS RA, GPWS, tail strike risk, bank near the ground, unstabilised approach to landing, hard landing or landing below final reserve fuel, each with its severity.

7. After the flight

«My flights → Flights» lists the reports the server has received for the company you work for and, separately under «No company», free flights and those that did not match any order; the flight number opens its page.

- **Summary:** verdicts compared with your history and the company, your share of the flight's economics and what the passengers would say.
- **Technical detail:** phases, fuel against the OFP, approach, landing, comfort and vertical profile, folded under the summary.
- **Share:** creates a public link with the operational side of the flight, without your name, the economics or the marks. You can withdraw it.
- **Delete:** only for incomplete or wrong flights. It undoes what the flight changed, and the leg can be flown again.

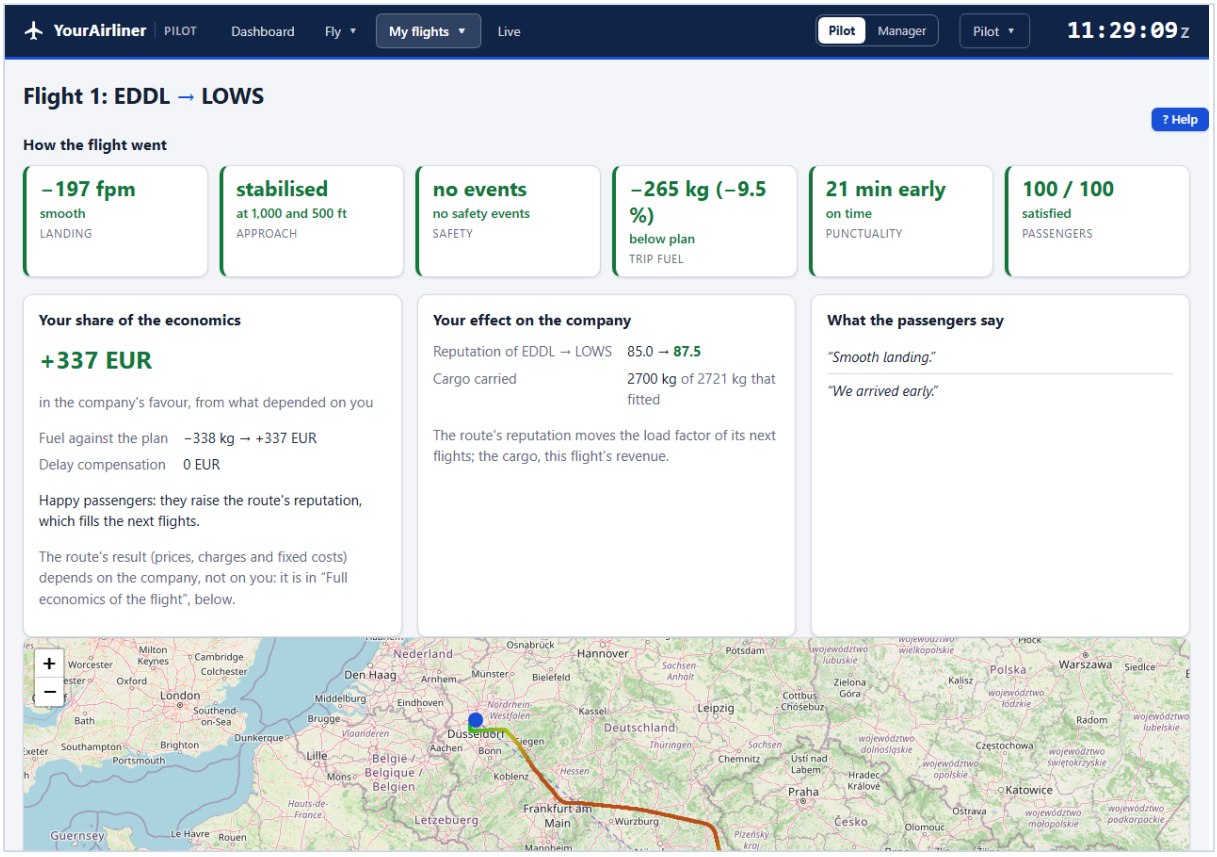

A flight's summary for the pilot.

Safety

The flight page lists the flight's safety events, each with its severity (low, medium or high), and the summary gives a «Safety» verdict. **Only you see them**: the company sees the rates per 100 flights, without names, as in a flight data monitoring programme. They reduce satisfaction and, if an aircraft limit is exceeded (maximum speed, g, flaps or gear, or a tail strike), the aircraft undergoes a maintenance inspection: it stays on the ground where it landed and the remaining legs of your hop are cancelled (the one you flew counts).

Diversions

If you land at the **OFP alternate**, the flight counts as diverted: the aircraft stays there (the company collects it with a ferry flight), the remaining legs are cancelled and the company pays for the passengers' care and transfer. It is not a serious mark.

Marks

The server checks that every flight is plausible and matches what was dispatched; anything that does not fit becomes a **mark**. A mark does nothing on its own: each company decides whether it only warns, leaves the flight pending the manager's review, or excludes it from the economics.

Mark	When it appears
Different passengers, cargo, registration or type	The OFP or the aircraft do not match the order. Flying another aircraft type leaves the flight, by default, pending the manager's review.
Aircraft emptier than the order	The zero-fuel weight when leaving the gate is more than 5 % below the plan.
Different plan or regenerated OFP	The flight's plan is not the OFP the server downloaded, or it was generated again after dispatch.
Time accelerated or clock changed	The simulator was sped up or its time was changed during the flight.
Incomplete	The flight did not reach the gate with the engines shut down.
Interrupted	The simulator closed mid-flight; the leg is repeated.
Implausible fuel, speed or track	Something measured is not physically possible.

Statistics

«My flights → Statistics» sums up your flights by period: activity by type, route and month, and a comparison of landing, approach, fuel, punctuality and comfort with the company's anonymous average. «Your progress» shows the trend, your best marks and your logbook by type. You never see another pilot's name.

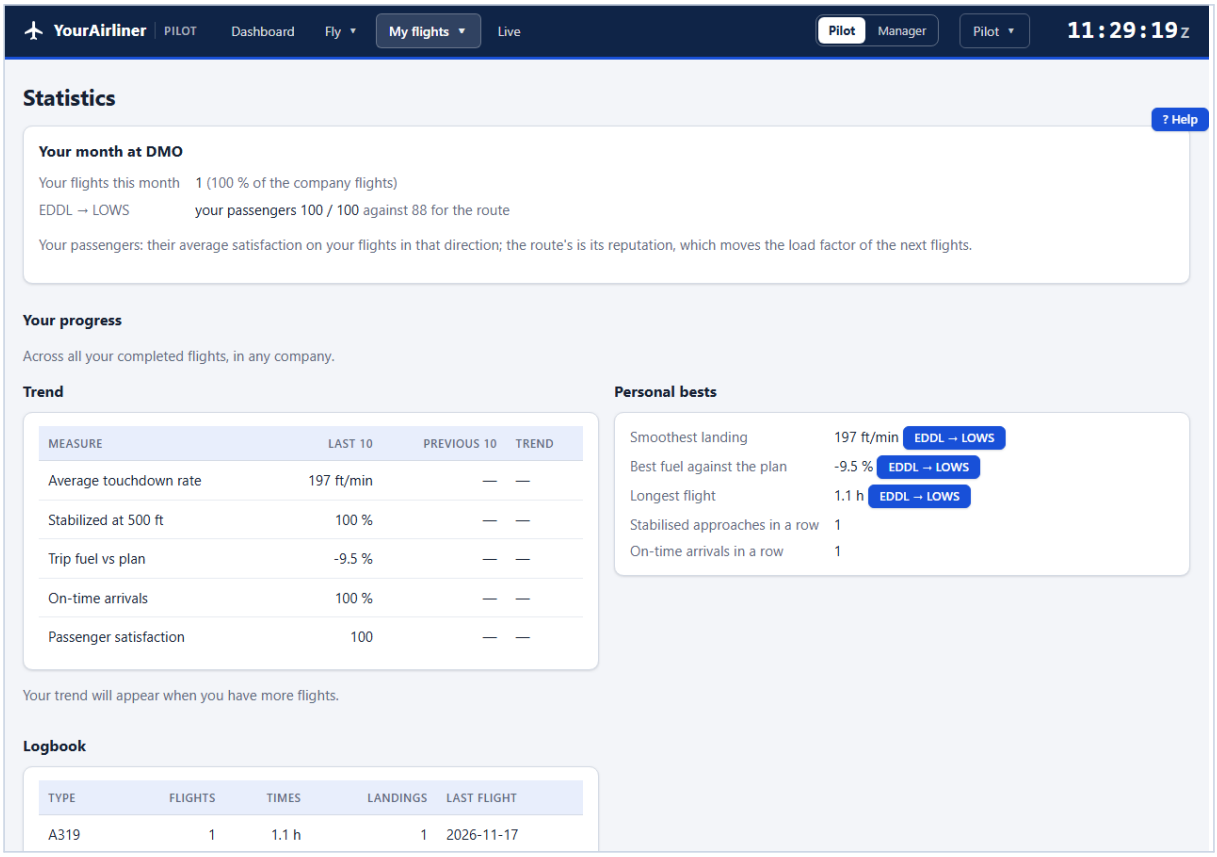

Statistics, with the company average alongside.

8. Free flights and the live map

In «Fly → Free flights» you create a flight of your own, outside any company: choose the aircraft, the origin and the destination, load it in the simulator and leave the gate; the plugin picks it up by itself. You can give it the flight number of a public company that flies that route, as a name only. The SimBrief OFP is optional: if you generate it, the flight page compares fuel and profile with the plan.

A free flight adds hours to your statistics and has its own page, but it has no economics, does not count for any company, does not appear on the live map and cannot be shared.

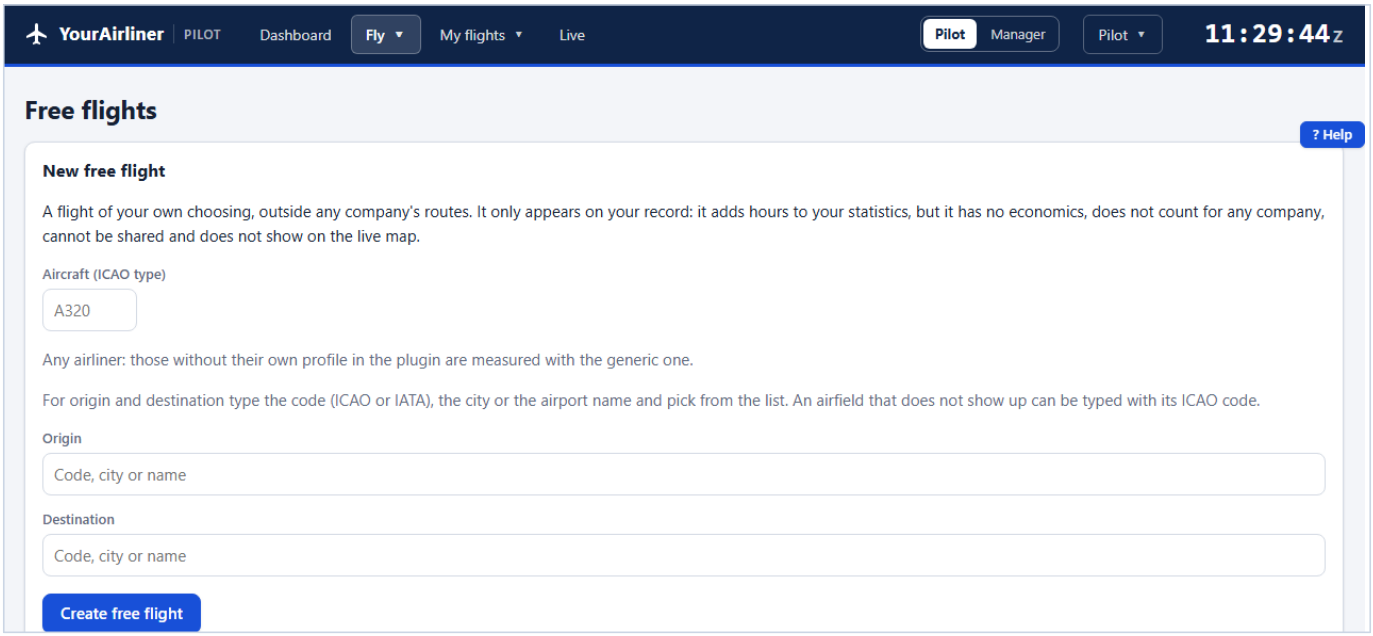

Free flights.

«Live» shows the airborne flights of the company you work for on a map. Only pilots who send their position appear, and only the manager sees their names. In «Show another public company» you can look at any public company's flights; private ones are only visible to their own members.

9. Troubleshooting

Problem	What to check
The plugin does not download the OFP	That your SimBrief ID is in Settings and that you generated the OFP with «Open SimBrief with this order».
The flight is not in «Flights»	That you left the gate at the planned airport and shut down the engines at the gate. Without a connection, the report is retried automatically.
I am not offered any flights	That your types in Settings are in the company's fleet and that there is a free aircraft at your hub. Also try the open flights from other bases.
I cannot join another company	The 7-day wait, the limit of one public company or a pending request: the «Join a company» page tells you which.
I generated a new API key	Request the installer again from Settings: the old key no longer works.

During the beta, tell us what goes wrong at support@yourairliner.com.